JILONG
Since 1993

FTTx Mini Fusion Splicer

KL-130+

- 3.5 Inch color screen
- 4 Motors aligning
- Fast-splicing 8s, fast-heating 18s
- Average splicing loss 0.01dB
- Compact, Light Weight & Faster
- Electrode life: 5000 times
- 3400mAh Battery capacity, 120 splice & heat cycles



Tool-Free Electrode Replacement

Suitable for working at height

8s Fast-Splicing

18s Fast-Heating

Main Features



Durable ceramic
fiber pressure heads



Fast-splicing 8s
Fast-heating 18s



Non-reflective design
for faster response
and easy maintenance



The electrodes can be
replaced by screwing
it gently without tools

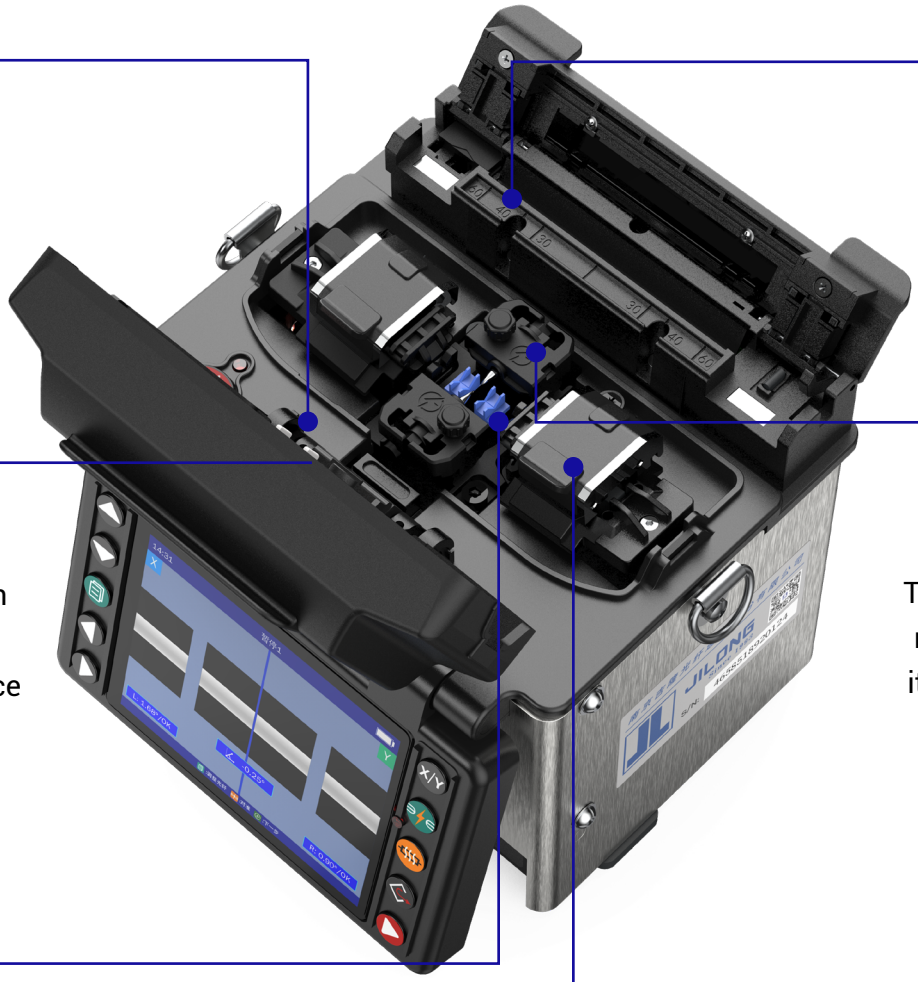



Special designed V-groove



Special 3-in-1fiber holder

3-IN-1 Fiber Holder

Fiber holder suitable for Bare Fiber / 3.0mm Jump Fiber / Pigtail Fiber / FTTH Fiber



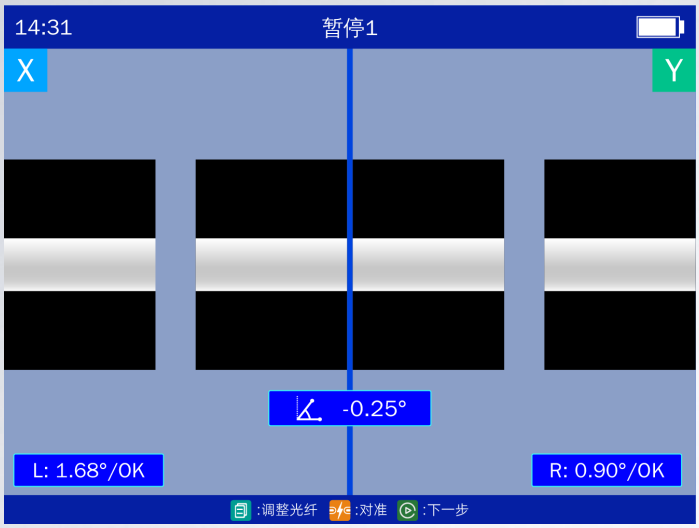



8S
Fast-splicing

18S
Fast-heating

Rich expansibility Fiber optic cleaver operating platform

Support the placement of cleaver operating platform, do cleaving and splicing work in one step

(Operation platform be ordered separately)

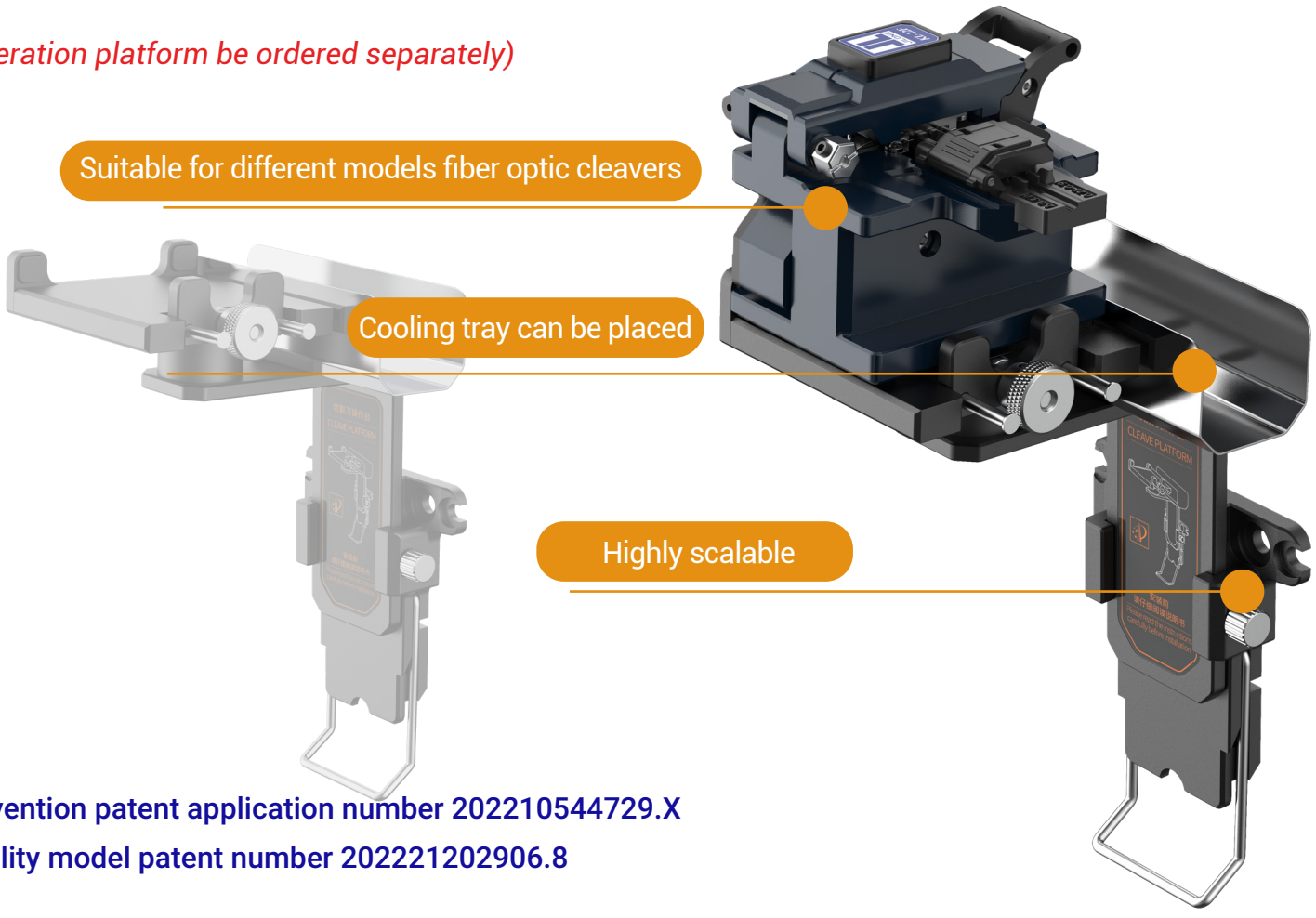

Invention patent application number 202210544729.X

Utility model patent number 202221202906.8

Installation instructions of fiber optic operating platform

1

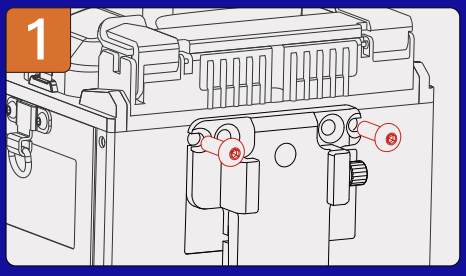

Install the fixing plate behind the fusion splicer with screws (M3/ M4/ M5).

2

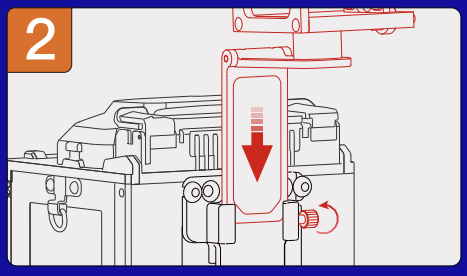

Insert the support plate into the fixing plate and tighten the fixing screws.

3

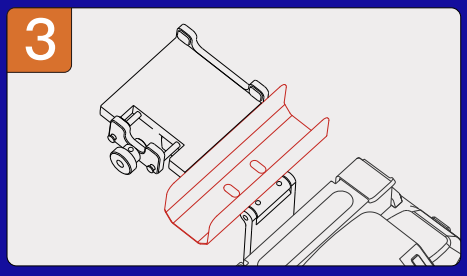

Place the cooling tray in the corresponding position of the support plate, and the installation is completed.

4

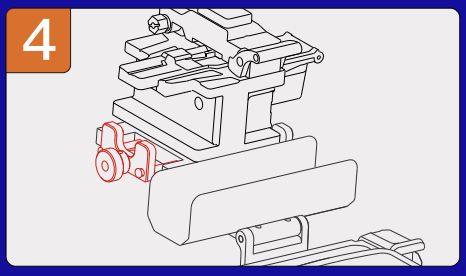

After placing the fiber cleaver on the operating platform, adjust the depth of the screw so that the rubber pad fits the cleaver completely.

5

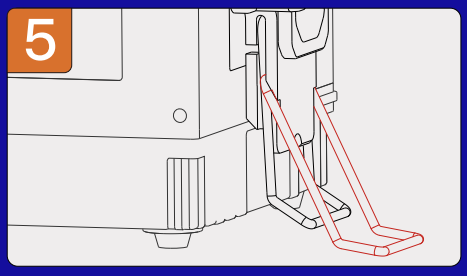

Pull the bracket vertically to the bayonet, and then pull it horizontally to support the machine on the table. (This step can be ignored for mediumand large machines)

6



Now, the bracket installed on the fusion splicer for placing the cleaver and the cooling tray is installed.

Installation completion effect

**Operation platform be ordered separately*



Specification

Splice Method :	Active Clad-Alignment
Applicable Fibers:	SM(ITU-T G.652&G.657) / MM(ITU-T G.651) / DS(ITU-T G.653) / NZDS(ITU-T G.655)
Compatible Fiber/Cable	0.25~3.0 mm / indoor flat cable
Fiber Holder:	Replaceable
Fiber Diameter:	Cladding: 80-150μm, Coating: 100~1000μm
Fiber Cleave Length:	8~16 mm
Splice mode:	Max 128 modes
Typical Splice Loss:	SM: 0.03dB/ MM: 0.01dB / DS: 0.04dB / NZDS: 0.04dB/ G.657: 0.03dB ★①
Retum Loss:	>>60dB
Splicing Time:	SM Quick mode: 8 sec / SM Average: 10 Sec
Estimated Splice Loss:	Available
Heating Time:	Quick mode 18 sec.(SM G652 250μm 40mm Sleeve) adjustable★②
Protection Sleeve Length	20mm,30mm,40mm,50mm, 60mm
Heat Programs:	Max 32 modes
Battery :	3400mAh Battery Capacity, Typical 120 Cycles (Splice&Heat) per Charge ★③
Electrode Life:	5000 arcs (replaceable) ★④
Auto-start :	Splice /Heating
Automatic ARC Identification:	Automatic arc calibration by air pressure and temperature
Results Storage:	The last 10,000 splice records and 2,000 result images
Tension Test :	1.96~2.25N
Operating Condition:	Altitude: 0~5000m, 0~95% relative humidity,-20~50°C,Max Wind 15m/s
Storage Condition:	0~95% relative humidity,-20~60°C
Display :	3.5" color high resolution (800 x 480) display
Fiber Magnification:	X, Y, XY, X/Y: 320X Magnification
Power Supply:	AC 100-240V,DC 9-14V
Terminal:	USB2.0
Weight :	1.15kg without battery /1.45kg with battery
Size:	125H x 105W x 113D mm

★① With identical fibres(in room temperature). Measured by cut-back method relevant to ITU-T and IEC standards.

★② 0.25mm fiber,may vary depending on the battery status and operating environment.

★③ Splice & Heat cycles based on 40mm shrink tube.

★④ Electrode life may vary depending on the operating environment.

Product Display







Packing List

Fusion Splicer	×1
Fiber Cleaver	×1
Power adapter	×1
Carrying bag	×1
Cooling tray	×1
Fiber Stripper	×1
Empty bottle	×1
Splice Pretection Sleeves (pcs)	×100
Electrode box (Spare electrodes(pair) + utility knife + Brush(set))	×1



Contact us

Nanjing Jilong Optical Communication Co., Ltd

Add: No. 8, Huyue East Road, Longchi Street, Liuhe District, Nanjing, China

Web: www.JILONGOT.com

Mail: info@jilongot.com

TEL: +86 400 883 6695

Visit our official website for more